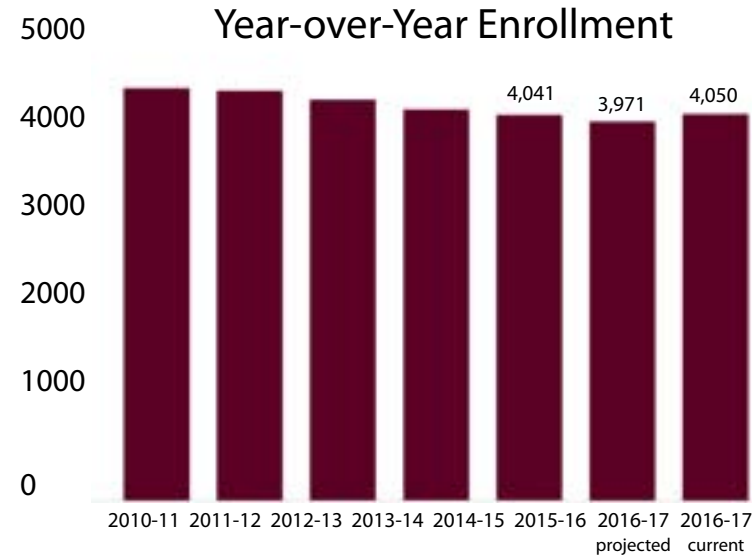
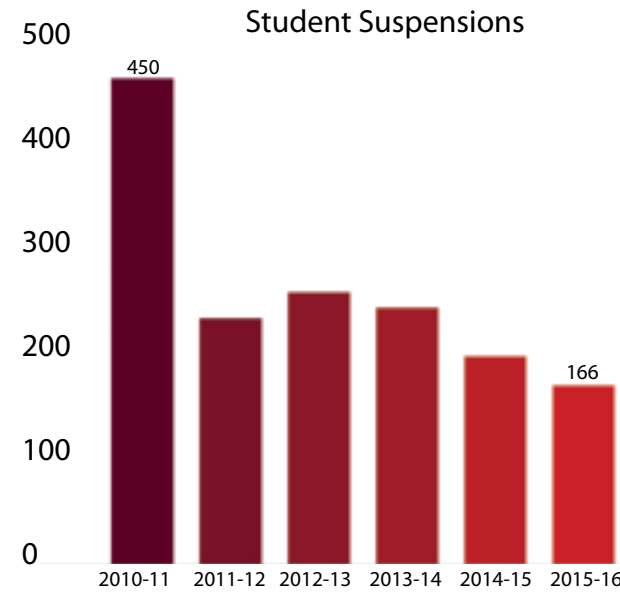


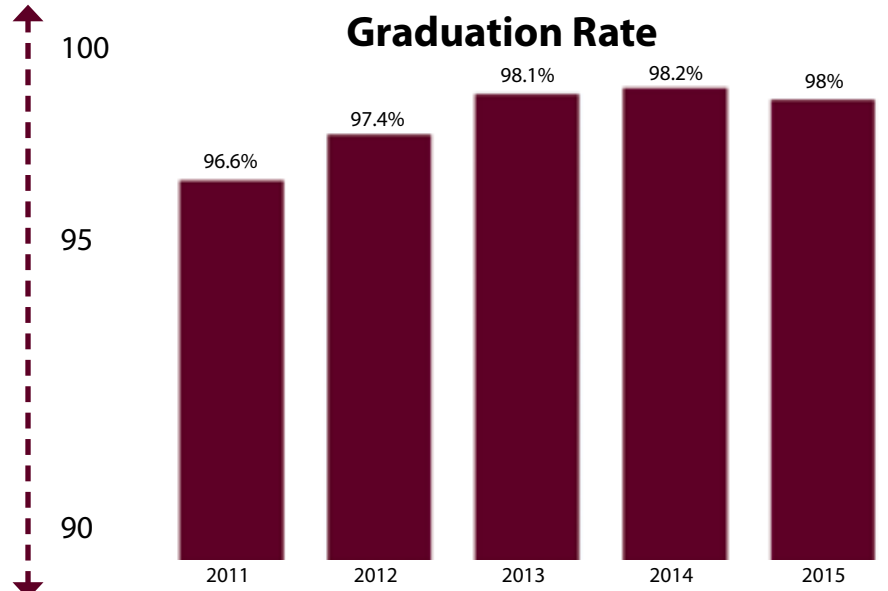
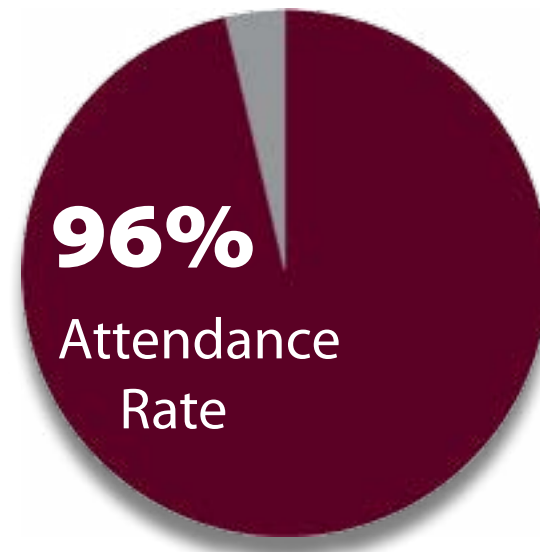
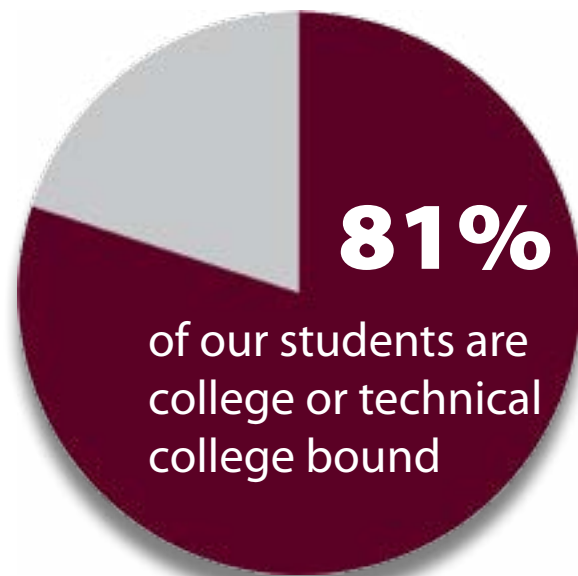
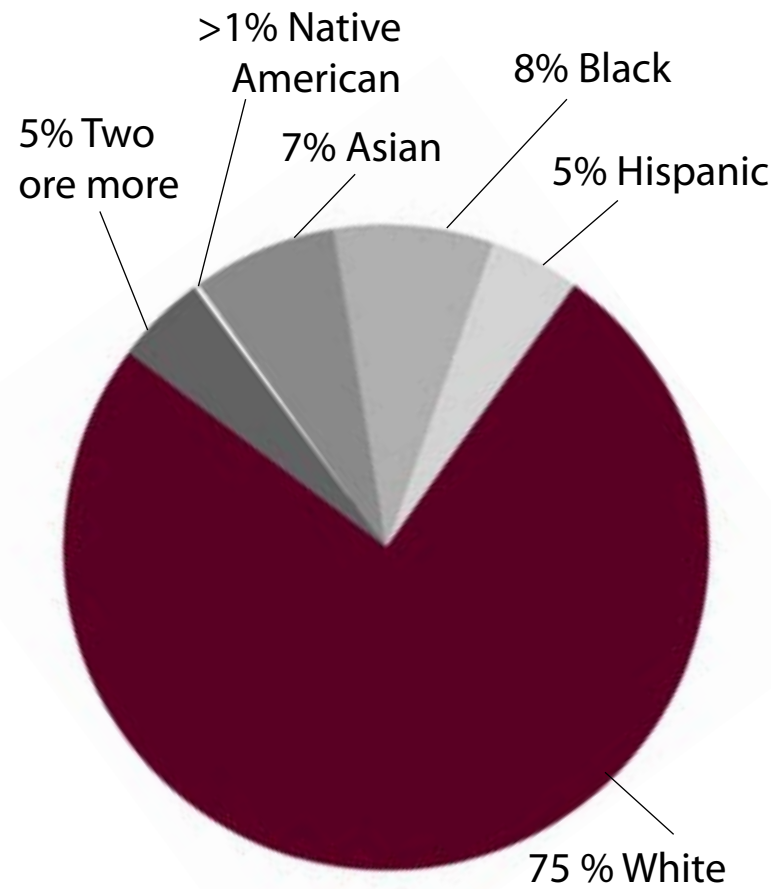
Our district at a glance



Our enrollment is up from our 2016-17 projection, which is great news! We expect the enrolment decline to level off in the next five years. Enrollment for 2015-16 is finalized the third Friday in September.



Our work with positive behavior programs and systems like check-in/check-out have improved student behavior reducing the incidents leading to suspension.



SDMF Facilities

Building	Built	Sq. footage	Additions/Remodel
High School	1969	335,000	1997, 2007
North Middle School	1948	258,000	1950, 1952, 1956, 1959, 1965
Ben Franklin Elementary	1963	140,264	1966
Riverside Elementary	1959	46,383	1961
Shady Lane Elementary	1960	67,000	1962, 1997
Valley View Elementary	1966	49,800	1997
Community Center	1996	29,284	None
Maintenance Building	1968	5,600	1998

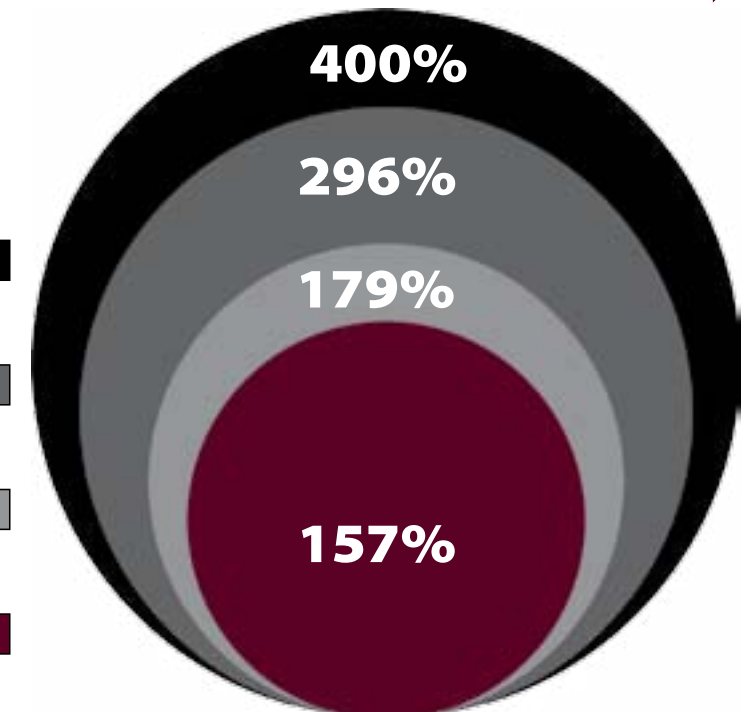
- 21** National Board Certified Educators
- 25** Advanced Placement Courses Offered
- 26** Varsity Sports
- 41** Extracurricular Activities

Advance Placement Participation & Accolades

Out of 107 AP Scholars this year, 24 are considered an AP Scholar with Honor, receiving a 3 or higher on four or more advanced placement tests. A total of 36 students are considered an AP Scholar with distinction, receiving a 3 or higher on five or more advanced placement tests.

The school district provides a total of 25 AP courses ranging from art to psychology to statistics. Last year, students had taken more than 700 AP tests total and 29 percent of the students at MFHS participated.

- National AP Scholars
- AP Scholars
- Score of 3+
- Participation



Percent increase since 2010

Notice: All data provided is the most up-to-date verified information available at the date of printing. A full district-wide school performance report will be available to the public in mid-October 2016 as provided & verified by the DPI.